
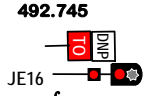


**N259** ARTC line  
SYDNEY-ALBURY  
← JUNEE

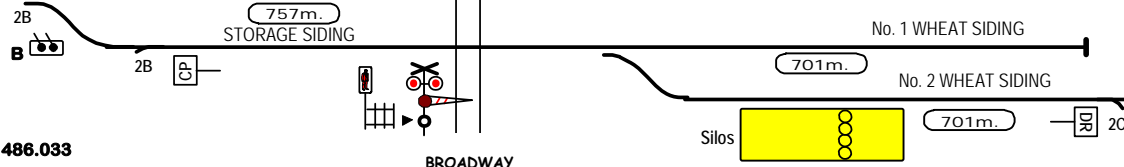
SHUNTING TRAIN TAKE  
KEY FROM DUPLEX LOCK  
BEFORE PROCEEDING  
PAST THIS POINT



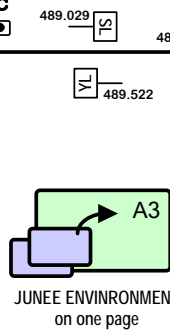
486.971  
[ID251]

487.0

### JUNEE SUB TERMINAL



OLD JUNEE →



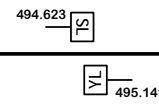
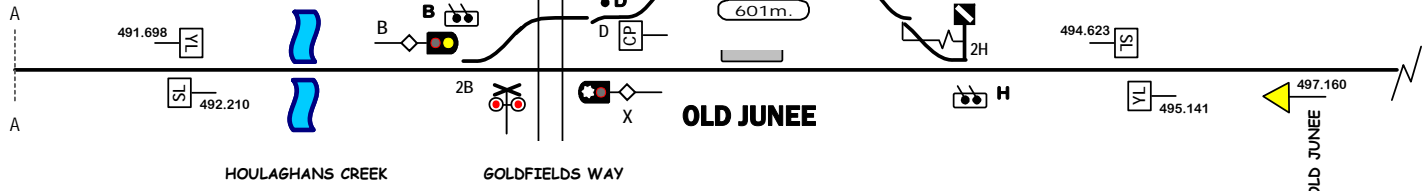
491.522

JUNEE SUB

493.113  
[ID252]

493.4

### OLD JUNEE



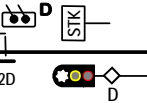
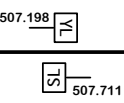
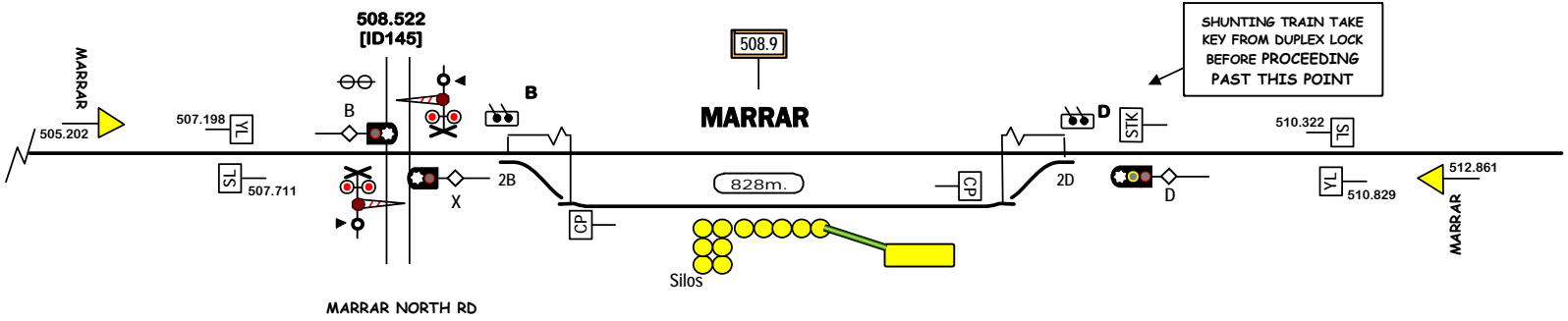
497.160  
OLD JUNEE

508.522  
[ID145]

508.9

### MARRAR

SHUNTING TRAIN TAKE  
KEY FROM DUPLEX LOCK  
BEFORE PROCEEDING  
PAST THIS POINT



**N1272** →  
COOLAMON

Signal Locations

Home Support

© 2010 G F Vincent

## STANDARD GAUGE TRACK JUNEE SUB TERMINAL - MARRAR

**N1271**