

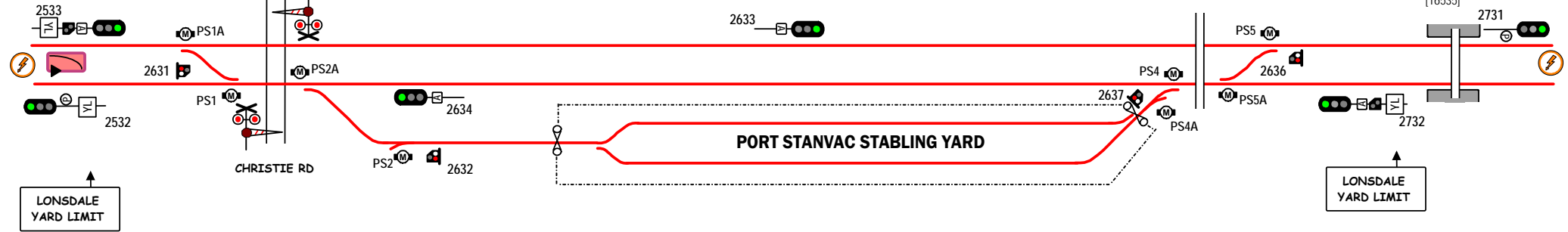
A2014  
HALLETT COVE BEACH

25.690  
[RLX0037]

26.353

26.7

LONSDALE  
[16535]



CHRISTIE DOWNS  
[16501]

26.955

27.593

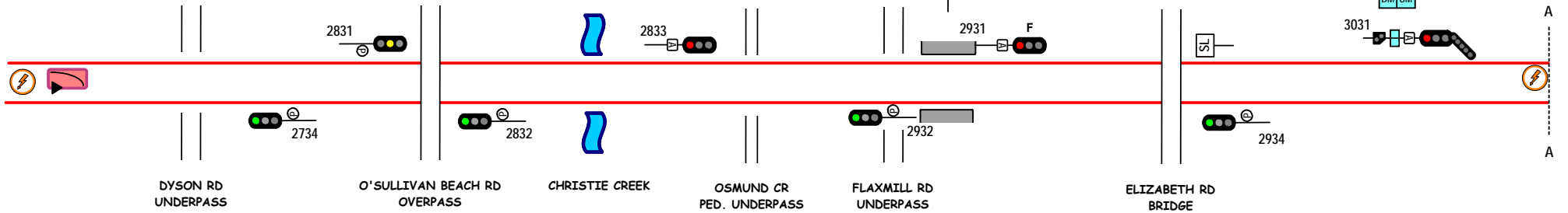
28.148

28.448

28.762

28.9

29.456



NOARLUNGA CENTRE  
[16546]

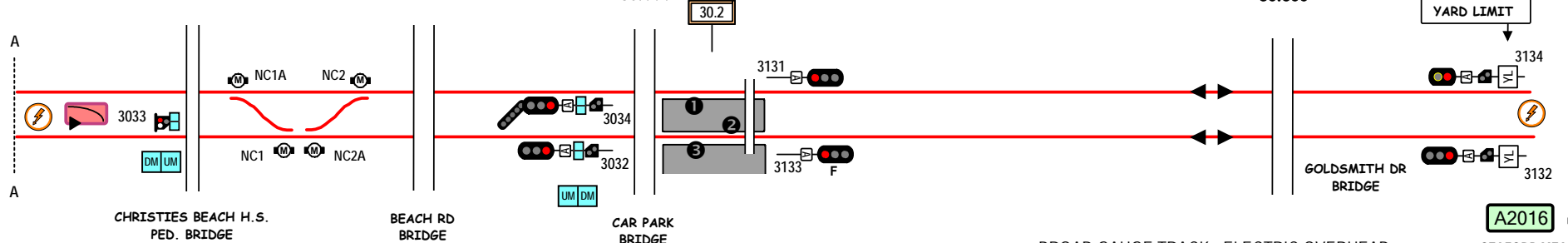
29.825

29.993

30.114

30.2

30.600



BROAD GAUGE TRACK - ELECTRIC OVERHEAD

SEAFOORD MEADOWS

# LONSDALE - NOARLUNGA CENTRE

Signal Locations

Home Support

© 2009 G F Vincent

= Active ATP

Axle Counter detection for signalling on this line.

A2015