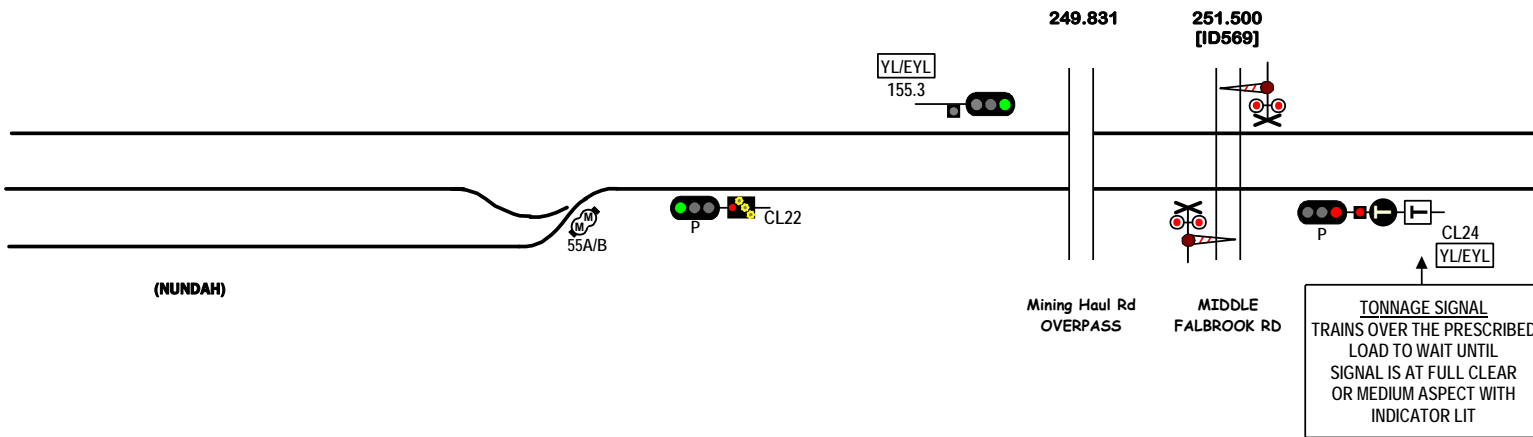


← N513  
CAMBERWELL JUNCTION

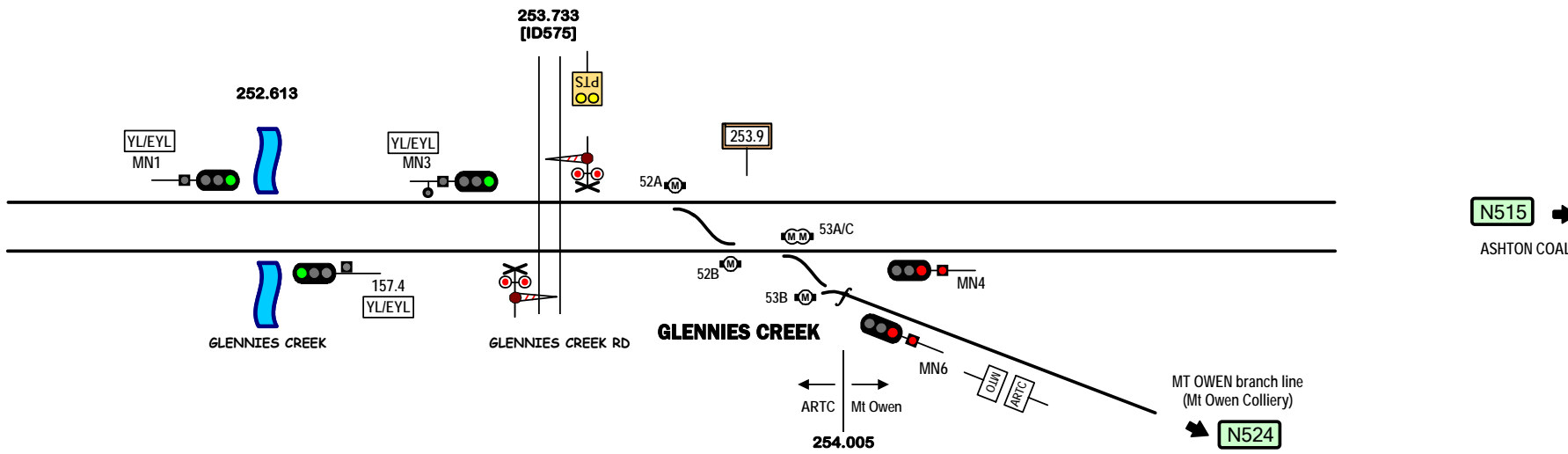


(NUNDAH)

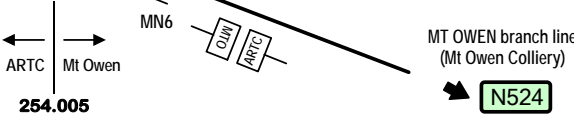
Mining Haul Rd  
OVERPASS

MIDDLE  
FALBROOK RD

TONNAGE SIGNAL  
 TRAINS OVER THE PRESCRIBED  
 LOAD TO WAIT UNTIL  
 SIGNAL IS AT FULL CLEAR  
 OR MEDIUM ASPECT WITH  
 INDICATOR LIT



N515 →  
ASHTON COAL



YOU ARE ENTERING  
 MT OWEN  
 PRIVATE RAILWAY  
 MAXIMUM SPEED  
 25 KPH

YOU ARE LEAVING  
 MT OWEN  
 PRIVATE RAILWAY  
 BEYOND THIS POINT  
 ARTC  
 STANDARDS APPLY

Signal Locations

Home Support

© 2008 G F Vincent

STANDARD GAUGE TRACK  
NUNDAH - GLENNIES CREEK

N514