

N511

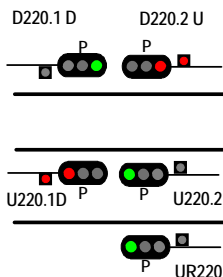
BRANXTON

220.674

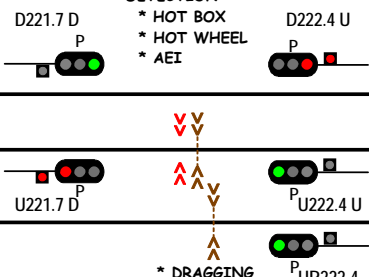
222.035

222.785

222.860



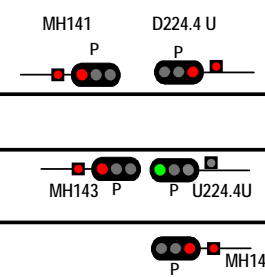
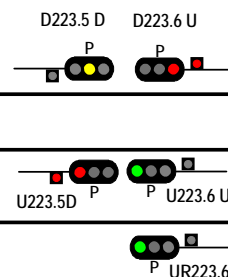
POTHANA LN ROAD BRIDGE



BI-DIRECTIONAL
DETECTION --
* HOT BOX
* HOT WHEEL
* AEI

* DRAGGING
DETECTORS

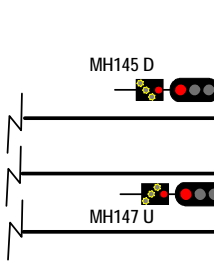
HERMITAGE RD ROAD BRIDGE
JUMP UP CREEK



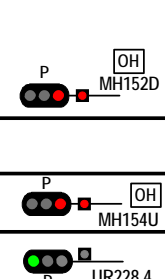
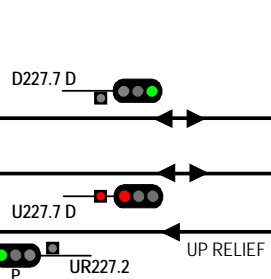
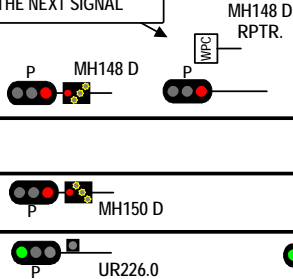
(BELFORD)

WHEN THIS SIGNAL IS AT STOP
WAIT ONE MINUTE AND THEN
PROCEED CAUTIOUSLY
TO THE NEXT SIGNAL

TONNAGE SIGNAL
DRIVERS OF GOODS TRAINS
WITH 75% OF FULL LOAD
MUST WAIT HERE UNTIL
SIGNAL SHOWS MEDIUM

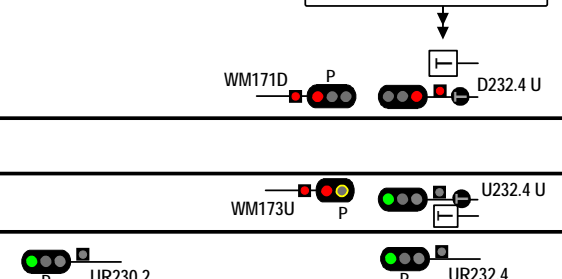


MINIMBAH

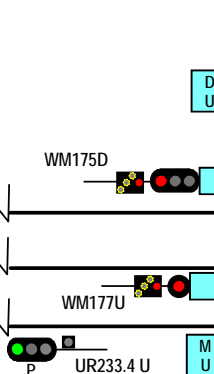


228.768

GOLDEN HWY ROAD BRIDGE

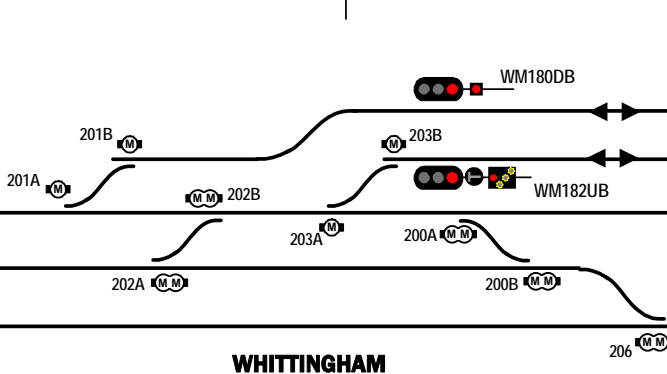


234.4



233.958

RANGE ROAD ROAD BRIDGE



WHITTINGHAM

MT THORLEY branch line
(Saxonvale, Mt Thorely & Wambo Collieries)

N541

N513

SINGLETON

Signal Locations

Home Support

© 2008 G F Vincent

STANDARD GAUGE TRACK
BELFORD - WHITTINGHAM

N512