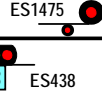
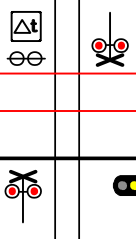


41.413
[ID929]



(PROPOSED BEVERIDGE INTERMODAL TERMINAL)

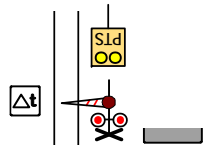


V204

PASSING LANE 2

BEVERIDGE RD

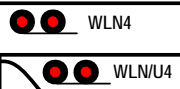
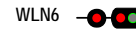
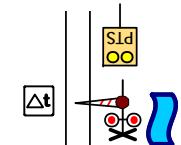
47.244
[ID932]



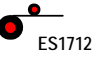
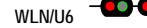
47.5

Broad Gauge

50.653 50.873
[ID936]



1550m



WALLAN LOOP

WHITTLESEA RD

MAGPIE & STUMP RD
(EPPING-KILMORE RD)

MERRI CREEK

V209

KILMORE EAST

Signal Locations

Home Support

© 2023 G F Vincent

STANDARD GAUGE TRACK except as shown
(BEVERIDGE) - WALLAN

V208