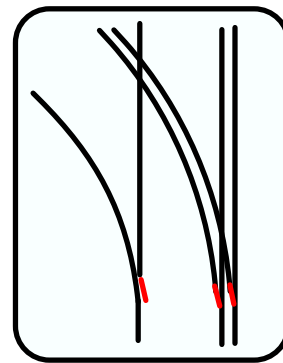




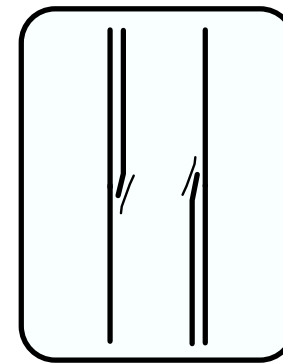
# INTRICATE TRACKWORK

## DUAL GAUGE TURNOUTS & TRANSITIONS

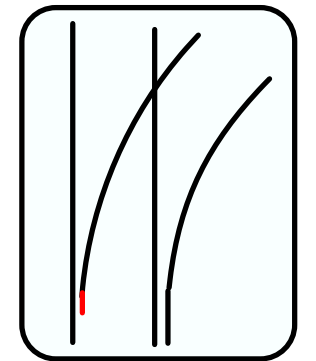
For illustration purposes some photographs are from other administrations.



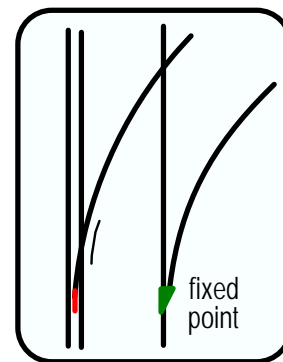

Turnout: (b.g+s.g) - Main and Branch. 3 moving blades



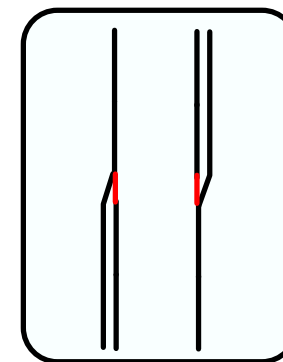

Transition: (b.g+s.g) Conventional transitions (both tracks)



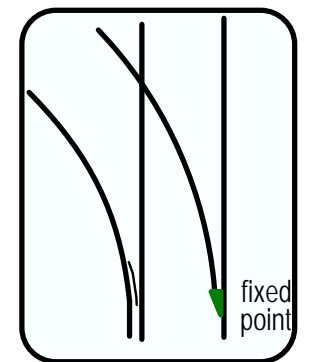
Divergence: (s.g+n.g) to n.g.Main & s.g. Branch. 1 moving blade



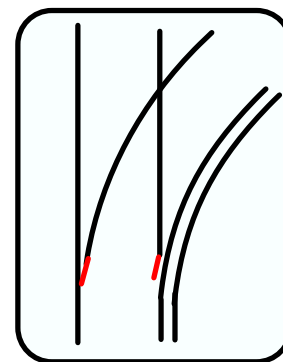
Turnout: (b.g+ s.g) Main to b.g Branch. 1 moving blade



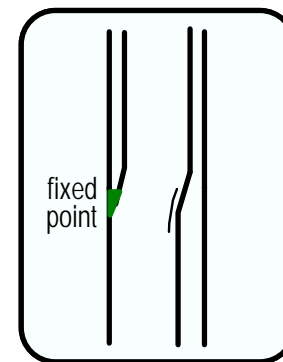
Transition: (b.g.+s.g.) Switched transition. 2 contra moving blades



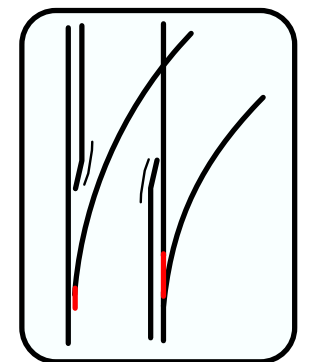
Divergence: (b.g+s.g) to s.g.Main & b.g. Branch. no moving blade



Turnout: (b.g+ s.g) Main to b.g Main. 2 moving blades



Transition: (b.g+n.g) "3 rail" >>> "Centre line aligned"



Turnout: (b.g+ s.g) Main to b.g Branch. 2 moving blades [Integrated 3rd rail transition]

